


## F3168 Fiber Distribution Frame

Using Leviton BIM Content in Revit®



### Revit® Family:

Data\_Device-Network-Leviton-Distribution\_Frame-HDX\_F3168.rfa

### Example Project File:

Data\_Device-Network-Leviton-Distribution\_Frame-HDX\_F3168.rvt

### Basic Features:

- The Revit® family includes geometry and metadata that represent **F3168 Fiber Distribution Frame**.
- The family includes an origin at a midpoint edge location for easy placement.

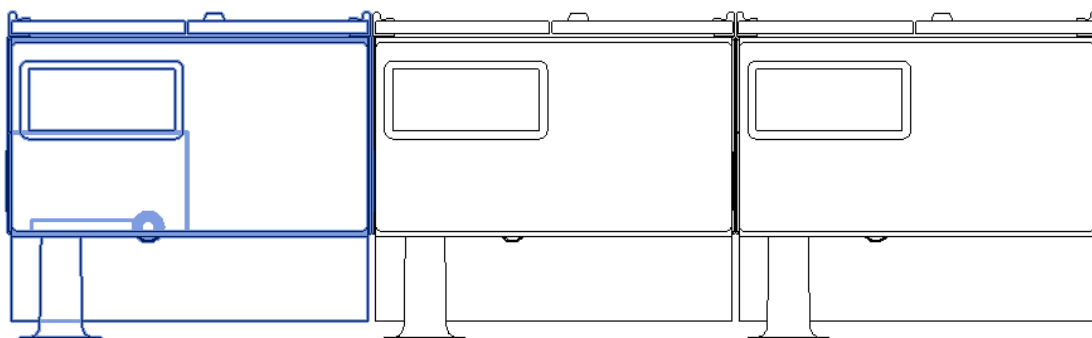
### Loading the family into a project:

- The Revit® family may be loaded into a **Revit® 2020 or later** project through all traditional methods.

### Placement:

#### In Plan view:


- If a floor is present, use **Place on Face**. If floor tiles are modeled, the family should snap to the edge of a tile. If a floor is not visible, use **Place on Work Plane**.
- When placing a family, press **Spacebar to rotate** if necessary and click once to place each instance.




## Features and Settings

### Instance Properties:

**Properties**

 Data\_Device-Network-Leviton-Distribution\_Frame-HDX\_F3168 F3168-22F

Data Devices (1)  Edit Type

**Constraints**

**Electrical - Loads**

**Dimensions**

Width	23.95"
Height	84.18"
Depth	21.57"

**Identity Data**

UPC Code	078477660799
Serial Number	
Part Number	F3168-22F
Image	
Comments	
Mark	6

**Phasing**

**Model Properties**

Optional Door Kit ☒

**Electrical - Circuiting**

**Electrical Data**

**Data**

Port Count	0
Fiber Type	
Channel Count	0

Instance Properties Palette

### Dimensions

1. Width
2. Height
3. Depth

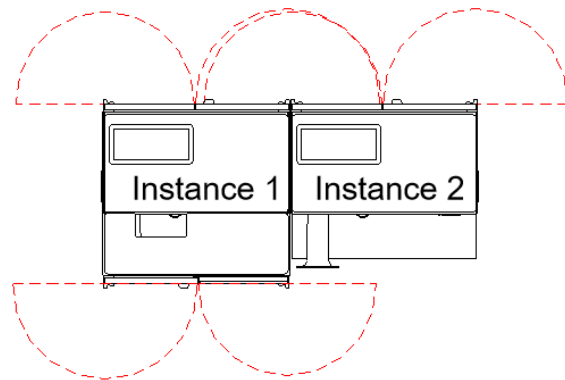
### Identity Data

4. Part Number

### Model Properties

5. Optional Door Kit

Updates the views (both 2D and 3D) to reflect the optional Door Kit for each instance



Instance 1 has the Optional Door Kit selected, and Instance 2 does not

### Visibility / Graphics:

- Clearance Areas are supplied to assist in planning for adequate door clearance.
- If desired, these may be hidden by unchecking the Clearance Areas checkbox in Visibility / Graphics Overrides.

Visibility/Graphics Overrides for Sheet: Sample Schedule - HDF3168 Fiber Distribution System

Model Categories Annotation Categories Analytical Model Categories Imported Categories Filters


☒ Show model categories in this view


If a category is unchecked, it will not be visible.

Visibility	Projection/Surface		Cut		Hatch	Ghost S...	Transpa...	Detail L...
	Lines	Patterns	Lines	Patterns				
<input checked="" type="checkbox"/> Communication Devi...					<input type="checkbox"/>	<input type="checkbox"/>	<input type="checkbox"/>	By View
<input checked="" type="checkbox"/> Conduit Fittings					<input type="checkbox"/>	<input type="checkbox"/>	<input type="checkbox"/>	By View
<input checked="" type="checkbox"/> Conduits					<input type="checkbox"/>	<input type="checkbox"/>	<input type="checkbox"/>	By View
<input checked="" type="checkbox"/> Curtain Panels					<input type="checkbox"/>	<input type="checkbox"/>	<input type="checkbox"/>	By View
<input checked="" type="checkbox"/> Curtain Systems					<input type="checkbox"/>	<input type="checkbox"/>	<input type="checkbox"/>	By View
<input checked="" type="checkbox"/> Curtain Wall Mullions					<input type="checkbox"/>	<input type="checkbox"/>	<input type="checkbox"/>	By View
<input checked="" type="checkbox"/> Data Devices					<input type="checkbox"/>	<input type="checkbox"/>	<input type="checkbox"/>	By View
<input checked="" type="checkbox"/> Clearance Areas		Override...			<input type="checkbox"/>	<input type="checkbox"/>	<input type="checkbox"/>	By View
<input checked="" type="checkbox"/> Connectors					<input type="checkbox"/>	<input type="checkbox"/>	<input type="checkbox"/>	By View
<input checked="" type="checkbox"/> Door Kit					<input type="checkbox"/>	<input type="checkbox"/>	<input type="checkbox"/>	By View
<input checked="" type="checkbox"/> HDF					<input type="checkbox"/>	<input type="checkbox"/>	<input type="checkbox"/>	By View
<input checked="" type="checkbox"/> Host					<input type="checkbox"/>	<input type="checkbox"/>	<input type="checkbox"/>	By View
<input checked="" type="checkbox"/> Patch Panels					<input type="checkbox"/>	<input type="checkbox"/>	<input type="checkbox"/>	By View
<input checked="" type="checkbox"/> Snap Locations					<input type="checkbox"/>	<input type="checkbox"/>	<input type="checkbox"/>	By View
<input checked="" type="checkbox"/> Detail Items					<input type="checkbox"/>	<input type="checkbox"/>	<input type="checkbox"/>	By View
<input checked="" type="checkbox"/> Doors					<input type="checkbox"/>	<input type="checkbox"/>	<input type="checkbox"/>	By View
<input checked="" type="checkbox"/> Duct Accessories					<input type="checkbox"/>	<input type="checkbox"/>	<input type="checkbox"/>	By View

All None Invert Expand All

☒ Show categories from all disciplines

Non-overridden categories are drawn according to Object Style settings. 

Override Host Layers ☐ Cut Line Styles 

OK Cancel Apply Help